

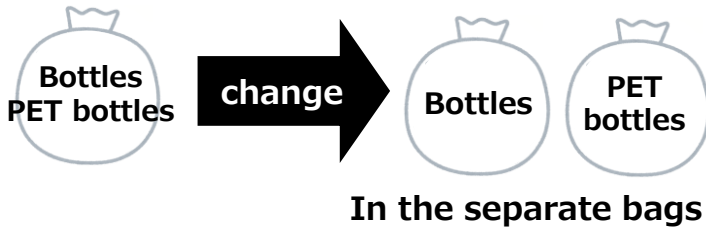
From April 2025

The separation of recyclable garbage will change.

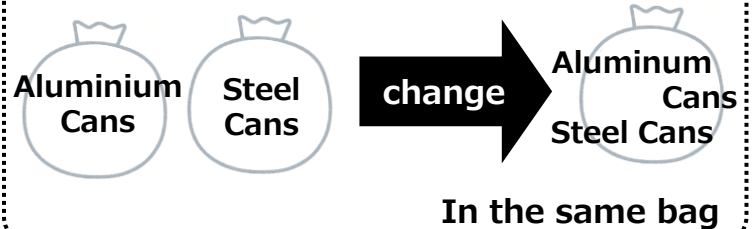
What's changed

Recyclable garbage

"Bottles" and "PET bottles"
in the separate bags



"Aluminum Cans" and
"Steel Cans" in the same bag



How to dispose

Bottles



1. Remove the cap from the bottle

- Remove labels that come off easily. If it is difficult to peel off, please take it out as it is.
- Remove foreign objects.

2. Rinse the inside of the bottle with water

3. Dispose on "Bottles Day"

- It should be placed in a transparent or translucent bag.
- Rings under the caps do not need to be removed.



PET bottles



1. Remove the cap and label from the bottle


- Remove foreign objects.

2. Rinse the inside of the bottle with water

3. Crush bottles that can be crushed

4. Dispose on "PET Bottles Day"

- It should be placed in a transparent or translucent bag.
- Rings under the caps do not need to be removed.



**When the dirt does not come off even after washing with water,
or when it is difficult to sort**

Bottles can also be disposed of as "non-burnable garbage" and PET bottles can be disposed of as "burnable garbage".